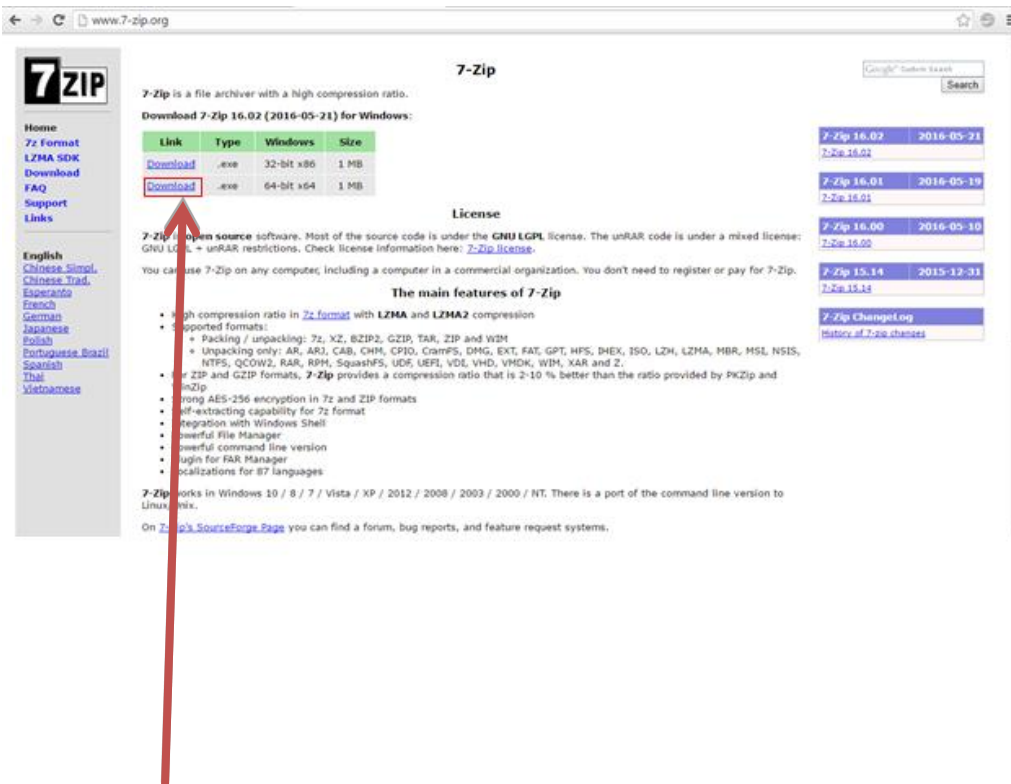


-Uputstvo za instalaciju 7-Zip programa-

Da bi downloadovali besplatan 7-zip program potrebno je da otvorite link <http://www.7-zip.org/> .



The screenshot shows the 7-Zip website with a navigation menu on the left and a main content area. The main content area includes a description of 7-Zip, a table of download links for Windows, a license section, and a list of features. A red arrow points to the 'Download' link for the 64-bit x64 version of 7-Zip 16.02.

Link	Type	Windows	Size
Download	.exe	32-bit x86	1 MB
Download	.exe	64-bit x64	1 MB

The main features of 7-Zip

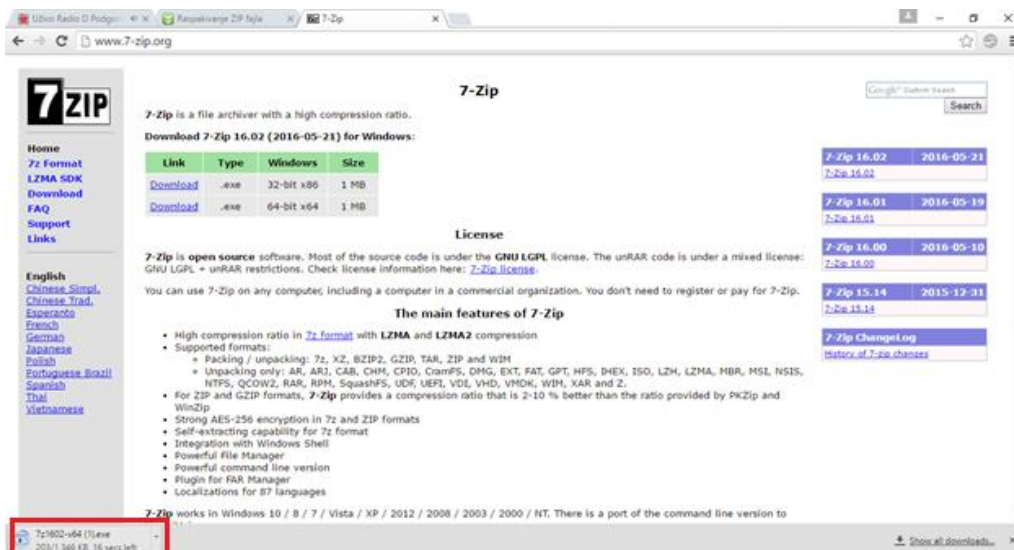
- High compression ratio in 7z format with LZMA and LZMA2 compression
- Supported formats:
 - Packing / unpacking: 7z, XZ, BZIP2, GZIP, TAR, ZIP and WIM
 - Unpacking only: ARJ, CAB, CHM, CPIO, CramFS, DMG, EXT, FAT, GPT, HFS, HFSX, ISO, LZH, LZMA, MBR, MSI, NSIS, NTFS, QCOW2, RAR, RPM, SquashFS, UDF, UEFI, VDI, VHD, VMDK, WIM, XAR and Z.
- For ZIP and GZIP formats, 7-Zip provides a compression ratio that is 2-10 % better than the ratio provided by PKZip and WinZip
- Strong AES-256 encryption in 7z and ZIP formats
- Self-extracting capability for 7z format
- Integration with Windows Shell
- Powerful File Manager
- Powerful command line version
- Plugin for FAR Manager
- Localizations for 87 languages

7-Zip works in Windows 10 / 8 / 7 / Vista / XP / 2012 / 2008 / 2003 / 2000 / NT. There is a port of the command line version to Linux / Unix.

On [7-Zip's SourceForge Page](#) you can find a forum, bug reports, and feature request systems.

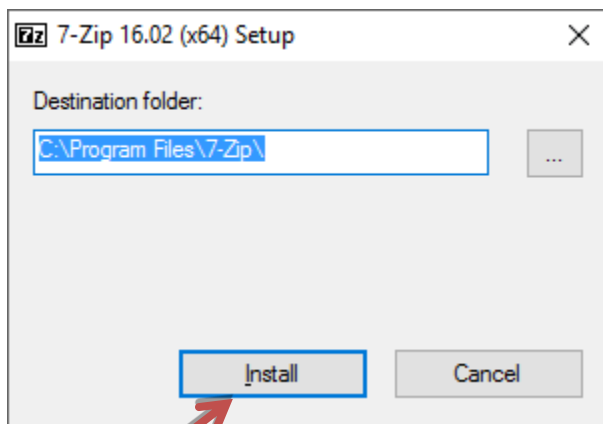
Kliknite na dugme DOWNLOAD.

Potrebno je da izaberete odgovarajuću verziju operativnog sistema. (u ovom slučaju – 64 bit)

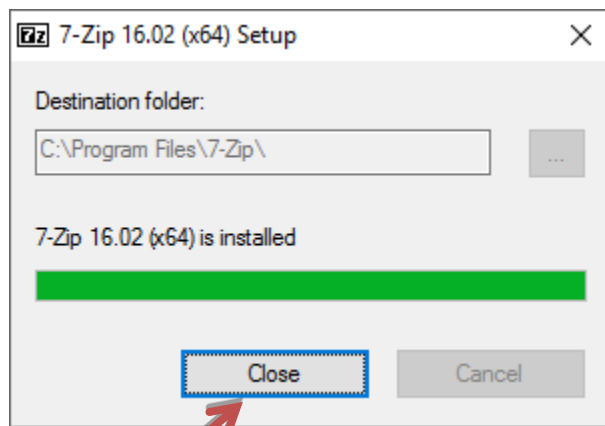


Kliknite (u donjem lijevom uglu) na program koji je downloadovan.

Pojaviće se prozor sa pitanjem: “Do you want to allow this app from an unknown publisher to make changes to your PC? – kliknite na dugme YES.



Kliknite na dugme INSTALL.



Kliknite na dugme CLOSE.

Instalacija je završena.